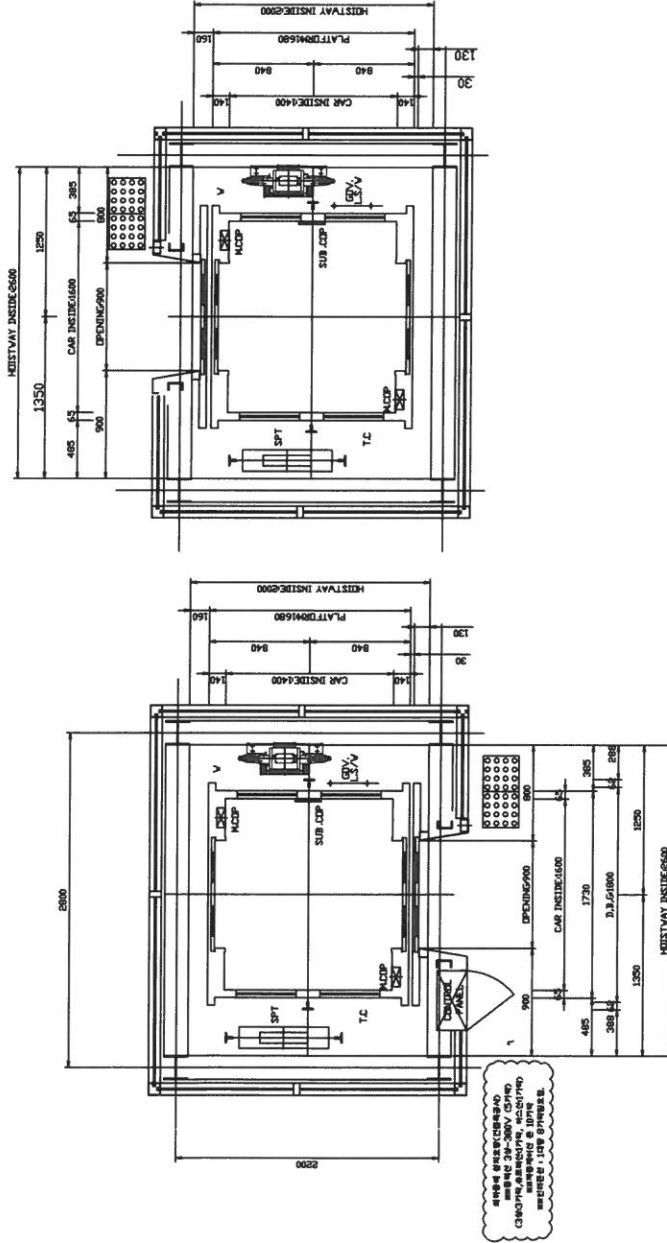
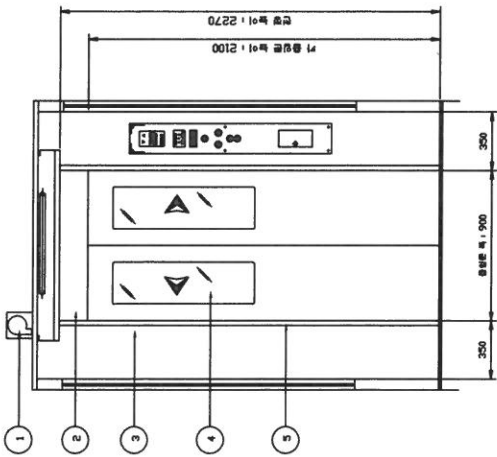


보도육교 #2 엘리베이터상세도(2)

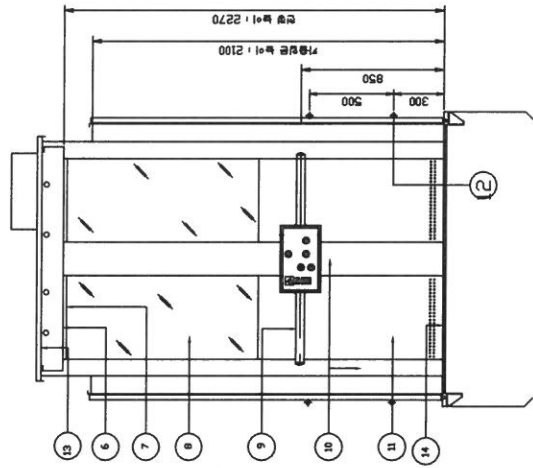


SPECIFICATION AND DATA	
ELEVATOR NO.	SE0000
SERIES NO.	MRHC-CSD-2F/2F
DESCRIPTION	PASSENGER (840x840)
CAPACITY	1000 Kg (15 PERSONS)
RATED SPEED	60 m/min
CONTROL	AC-VVVF
OPERATION	SIMPLEX SELECTIVE COLLECTIVE AUTOMATIC
ENT. / FLOOR	2 ENT. / 2 FLOOR
FLOOR MARK	1.2 FLS
TRAVEL	0000 mm
CAR INSIDE	WIDTH 1600 DEPTH 1400 HEIGHT 2270
ENTRANCE	WIDTH 900 HEIGHT 2100
LANDING DOOR	2 PANEL CENTER OPENING
TRACTION MACHINE	MRVIB
MAIN SHEAVE	1 400
WIRE ROPE	7 18 BSC19 5 NDS
CAR FLOORING	DESIGN
CAR RAIL	13 kg/m
CVT RAIL	8 kg/m
CAR BUFFER	DBL TYPE
CVT BUFFER	DBL TYPE
MOTOR CAPACITY	6.2 Kw 4 P
POWER SUPPLY	MAIN 3 PHASE 380 VOLT 50 Hz LIGHT 1 PHASE 220 VOLT 50 Hz

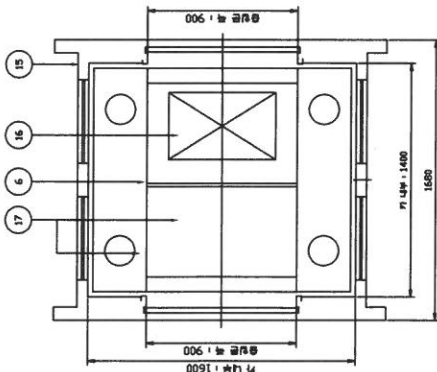
보도욕고 #2 엘리베이터상세도(4)



ELEVATOR FRONT & REAR VIEW



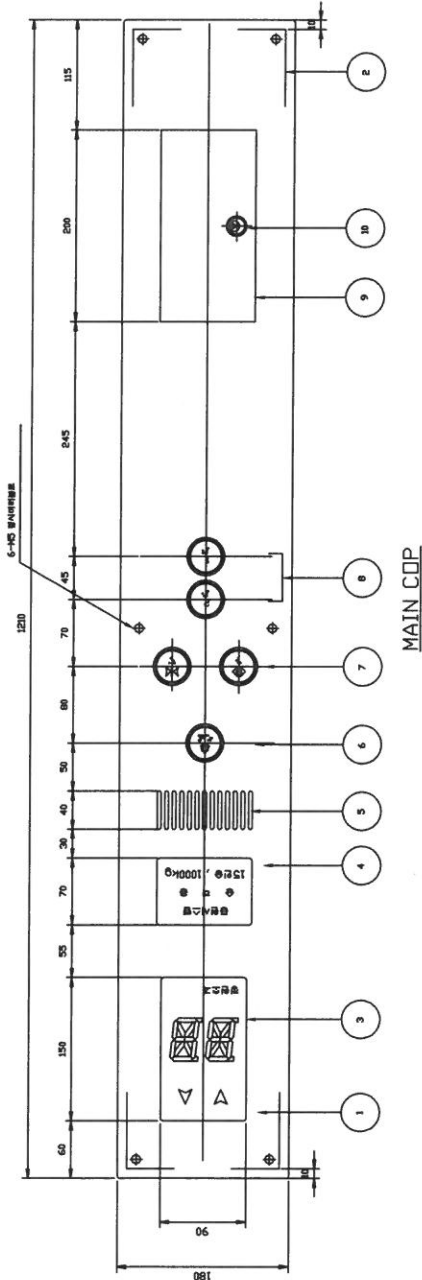
ELEVATOR LEFT VIEW



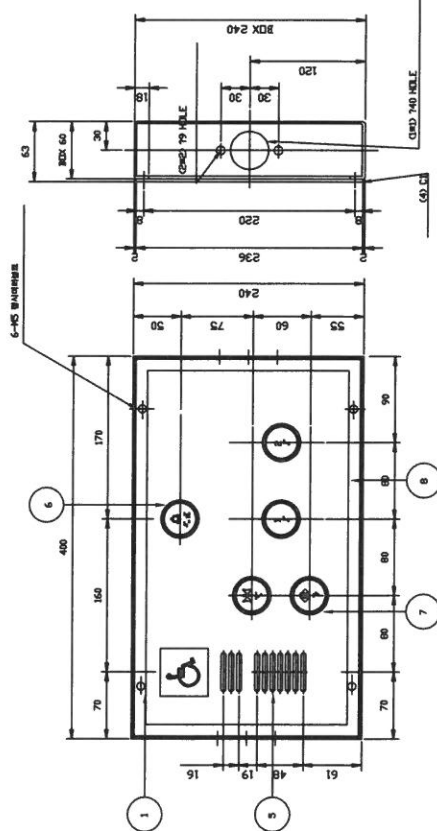
ELEVATOR DROP CEILING VIEW

NO.	부 명	재 질
1	FAN	VENTILATION FAN
2	CAR TRANSOM PANEL	STS MARLINE FINISH
3	FRONT PANEL	STS MARLINE FINISH
4	CAR DOOR PANEL	STS MARLINE ET. + 400MM
5	CEILING	STS MARLINE FINISH
6	CEILING	SPC 165 - BLACK COLOR
7	SIDE PANEL(8W)	STS MARLINE FINISH
8	SIDE PANEL(8W)	400MM
9	HAND RAIL	STS POLISHING
10	ACCENT PANEL	STS MARLINE FINISH
11	SIDE PANEL(8W)	STS MARLINE FINISH
12	DOOR SENSOR	PHOTO SENSOR
13	TOP CEILING	SPC 165 - WHITE COLOR
14	FLOOR	DECO TILE
15	WIP COVER	STS MARLINE FINISH
16	WIP 283	SPC 165 - WHITE COLOR
17	ACRYLIC	ACRYLIC-WHITE

보도육교 #2 엘리베이터상세도(5)



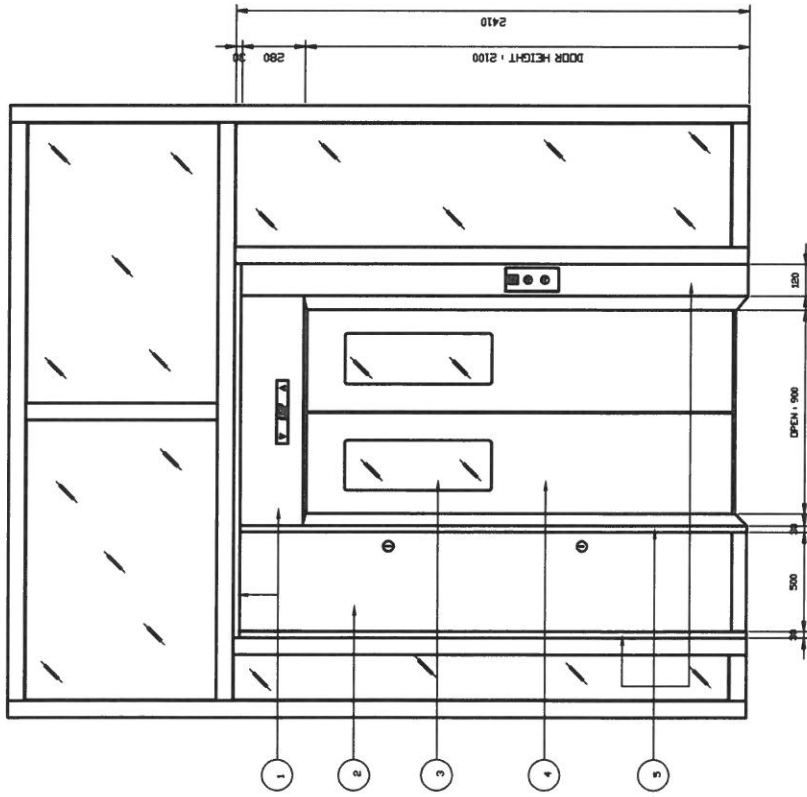
동원시스템
승 객 용
15인승 , 1000kg



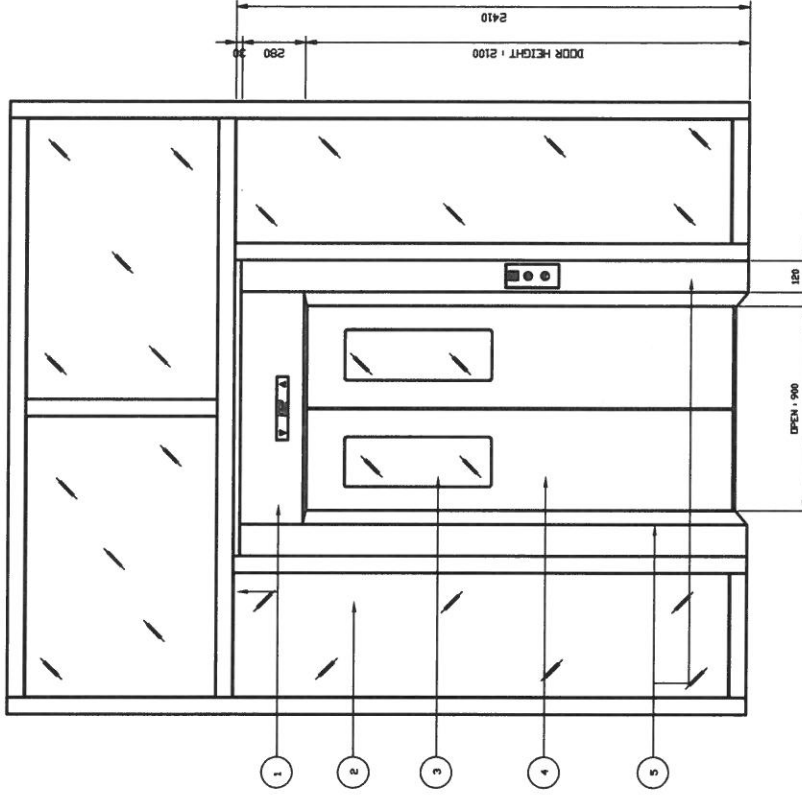
진명중

NO	NAME	DESCRIPTION
1	FACE PLATE	STAINLESS STEEL HAIR-LINE FINISH C90
2	BOX	GALVANIZED SHEET STEEL FINISH
3	LED DISPLAY AREA	SMOKE ACRYL INCLUDING DIRECTIONAL ARROW & DIGITAL INDICATOR
4	NAME PLATE	BLACK LETTER ETCHING FINISH
5	INTERPHONE HOLE	REAR PUNCHING PLATE
6	INTERPHONE CALL BUTTON	MICRO PUSH BUTTON
7	DOOR OPEN & CLOSE BUTTON	MICRO PUSH BUTTON
8	FLOOR PUSH BUTTON	MICRO PUSH BUTTON
9	SWITCH BOX	INCLUDING : E-STOP-MR.FANLIGHT-ATT-AUTOJUMP DOWN SWITCH
10	BOX KEY	KEY TYPE

보도육교 #2 엘리베이터상세도(6)



1FL



2FL

구분	종류	수량	비고
1	상부 문	1	스텐레스 도어
2	1층 출입문	1	스텐레스 도어
3	도어	1	스텐레스 도어
4	도어	1	스텐레스 도어
5	시시도 문	1	스텐레스 도어

보도육교 #2 엘리베이터상세도(8)

외장마감
-점합유리 12t(그린칼라)

